

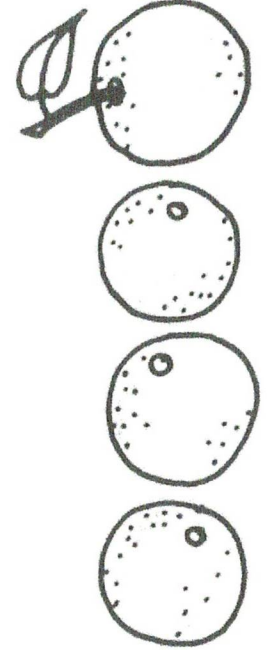
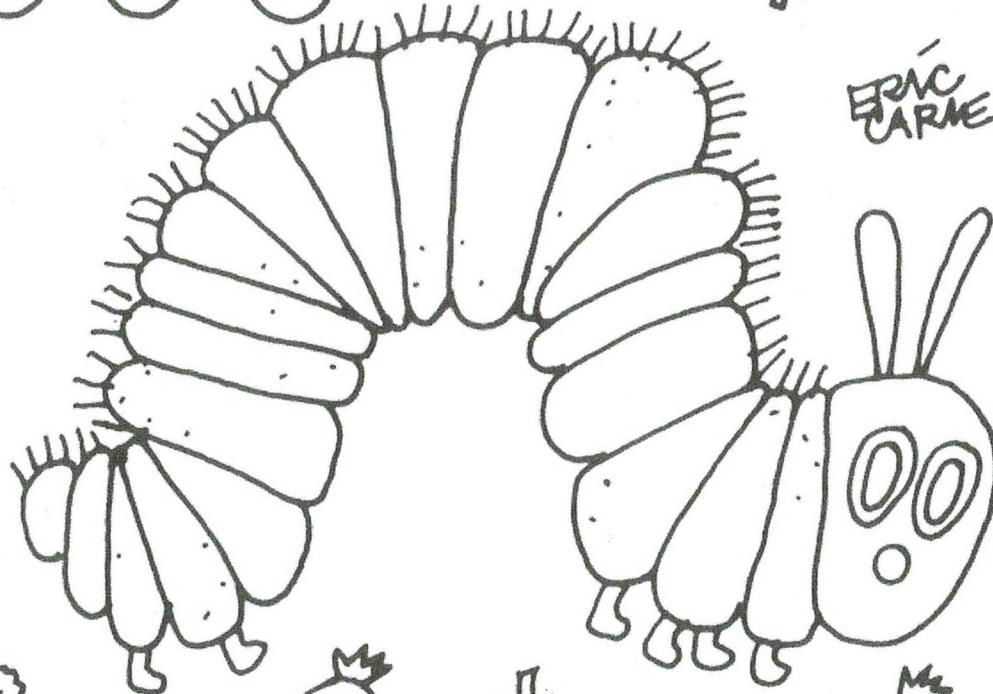


ي ي ي
بيرقنة

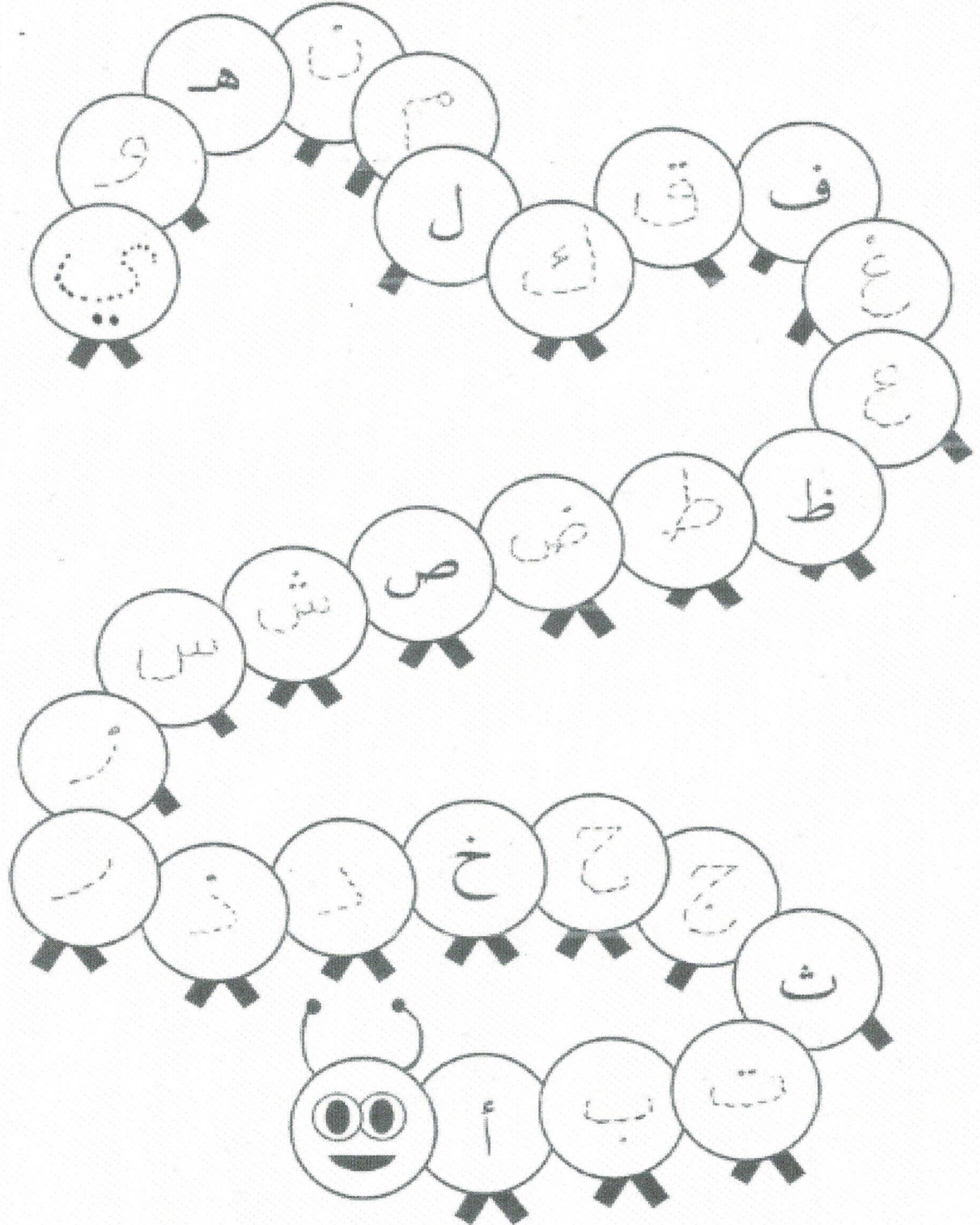


البقرة
الجمعة
جا




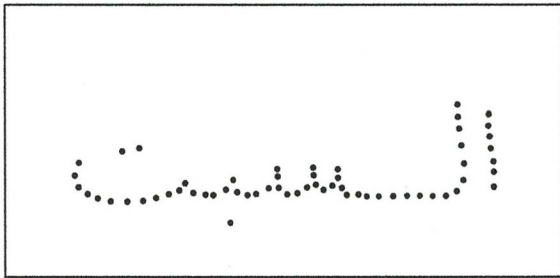





ي يرقنة

The word caterpillar in Arabic starts with Yaa, the last letter in the alphabet. Trace the letters to get to the letter Yaa then colour.



Trace the days of the week in Arabic. Colour each day a different colour.
Cut and paste the days of the week in order onto the sheet provided:-



Paste the days of the week in correct
order here:-
(use the words to help you)

الأحد

الاثنين

الثلاثاء

الأربعاء


الخميس

الجمعة

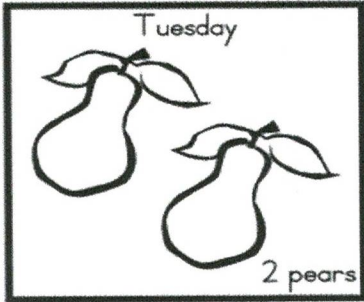
السبت

أيام الأسبوع


Trace the days of the week and colour the pictures




الاثنين



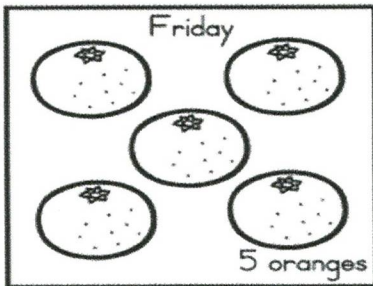
الثلاثاء



الأربعاء




الخميس



الجمعة


Saturday



1 piece of chocolate cake, 1 ice cream cone, 1 pickle, 1 slice of swiss cheese, 1 slice of salami, 1 lollipop, 1 piece of cherry pie,
 1 cupcake, 1 slice of watermelon.



Sunday



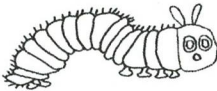

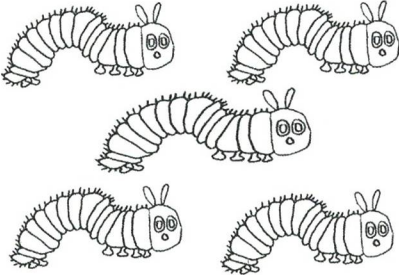

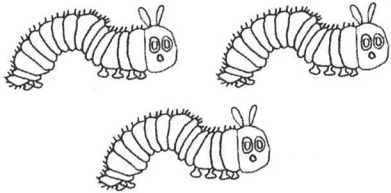

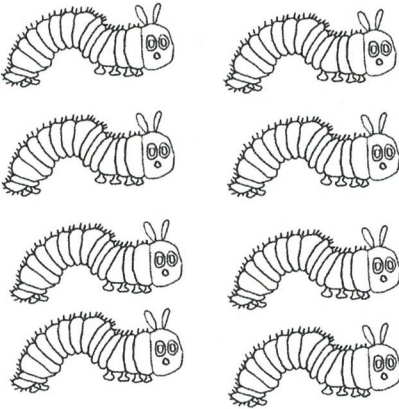

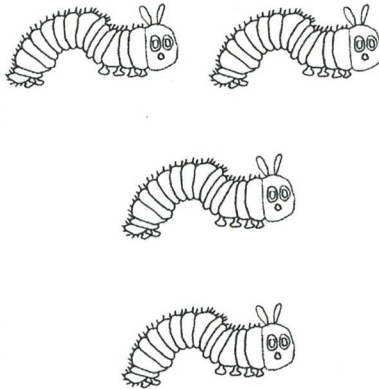

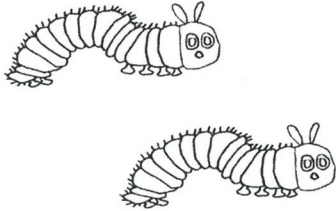

1 green leaf



Arabic Numbers

Trace the numbers, write the number of caterpillars in Arabic:-

١	٩	٨	٧	٦	٥	٤	٣	٢	١
١	٩	٨	٧	٦	٥	٤	٣	٢	١

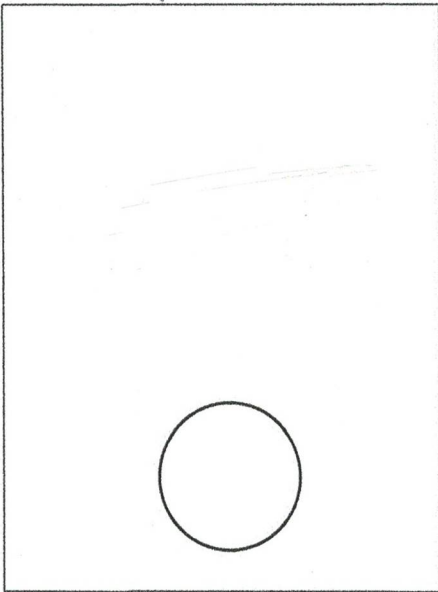
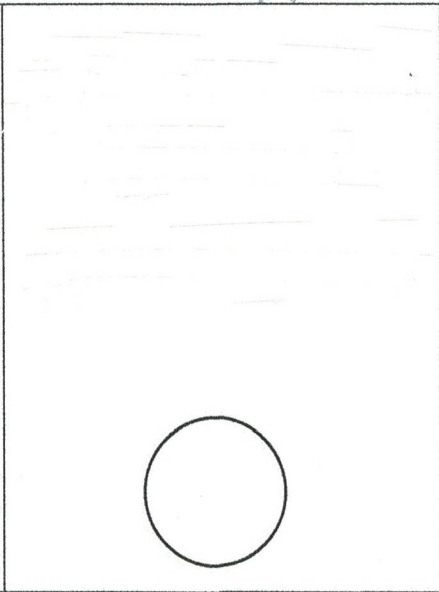
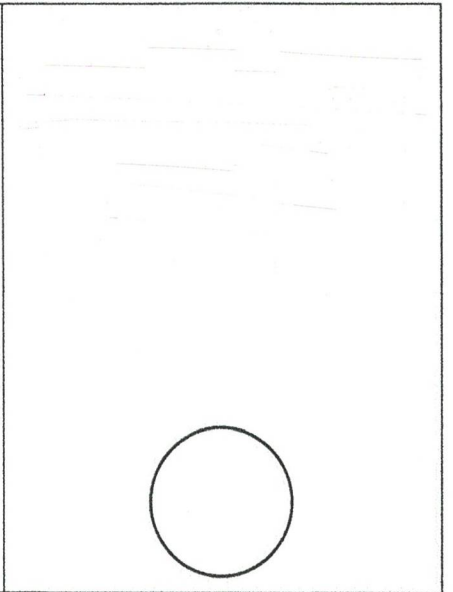
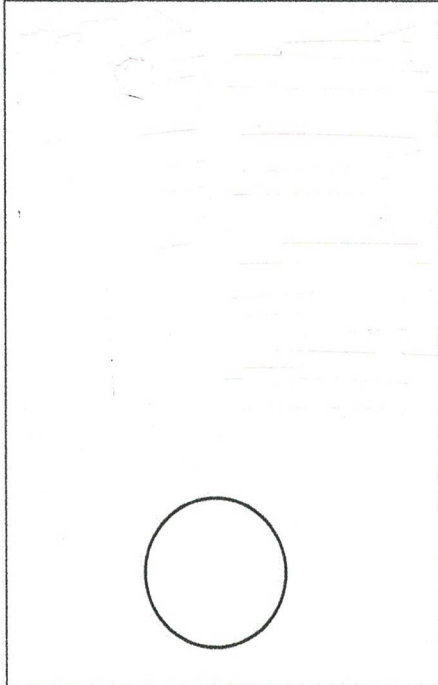
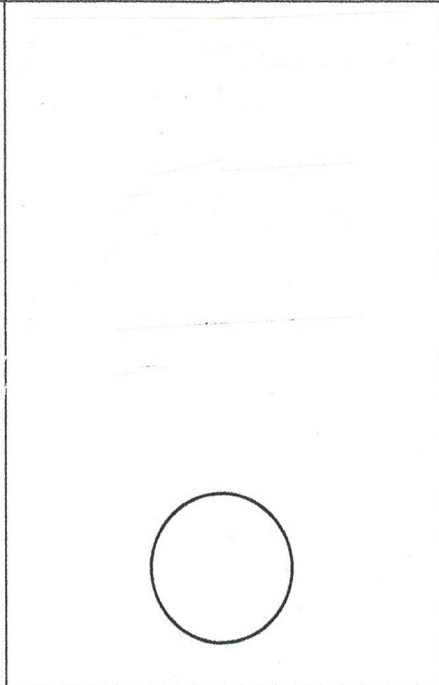
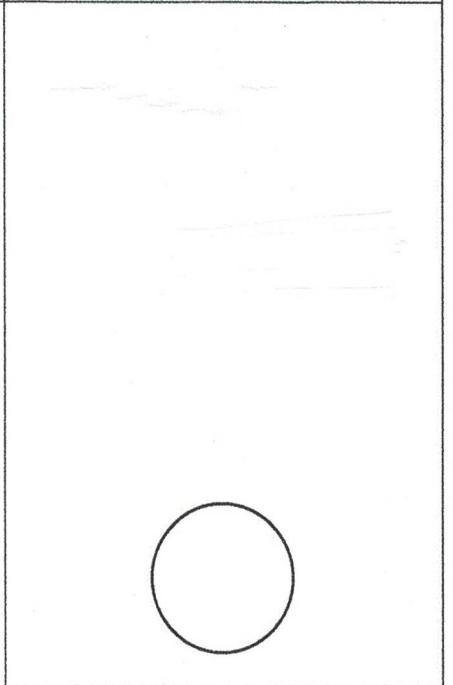
 	 	 
 	 	 

Arabic Numbers

Trace the numbers, write the number of caterpillars in Arabic:-

١	٩	٨	٧	٦	٥	٤	٣	٢	١
١	٩	٨	٧	٦	٥	٤	٣	٢	١

Draw pictures from the story, write the number:-


		
		

Name: _____

Beginning Sound
Practice Page


Colour the
letter that
begins each
word

بيرة



أ ي

خوخ



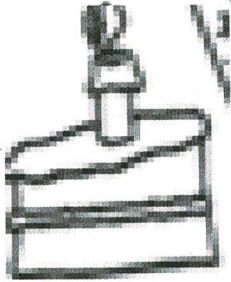
خ ب

حلوى



ي ح

كيك - كعك




ك ث

فراولة



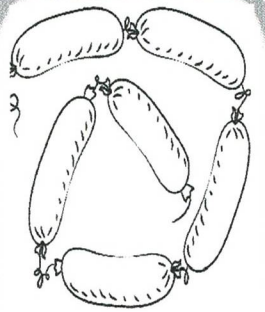
ش ف

فطيرة




ف م

مقانع




م ت

بطيخ




ب د

برتقال



ج ب

مصاصة






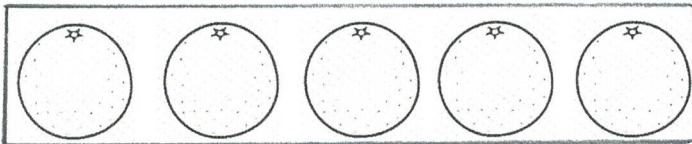

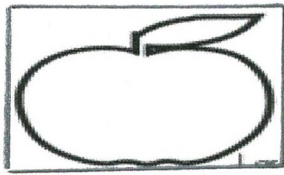
م ي

قمر



ق س

Cut and paste the pictures in the correct order :- on previous sheet.





Sequence the pictures according to the story:

الصق الصور بالترتيب الصحيح:

Paste Picture here بَحِثتِ البِرْقَةَ عن شَيْءٍ تَأْكُلُه.	الأَحَدُ
Paste نُفَاحَةٌ واحدة	الإِثْنَيْنِ
Paste إِجَاصٌ عددِ إِثْنَيْنِ	الثَّلَاثَاءِ
Paste خَوْخٌ عددِ ثَلَاثَةٍ	الأَرْبَعَاءِ
قَرَاوِلَةٌ عددِ أَرْبَعَةٍ	الخَمِيسِ
بُرْتَقَالٌ عددِ خَمْسَةٍ	الجُمُعَةِ
كَعَكٌ، بَطِيخٌ، بُوْظَةٌ، جُبْنَةٌ، لَحْمٌ، فَطِيرَةٌ كَرَزٌ، سُجُقٌ، حَلْوَى، مَصَاصَةٌ، مَقَانِقٌ وَ مَخْلَلٌ.	السَّبْتِ
وَرَقَةٌ شَجَرٍ واحدة	الأَحَدُ

BUTTERFLY LIFE CYCLE




EGG

بَيْضَة

بَيْضَة بَيْضَة

بَيْضَة بَيْضَة


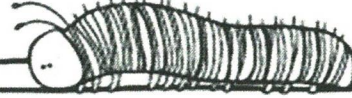


CATERPILLAR

يَرَقَة

يَرَقَة يَرَقَة

يَرَقَة يَرَقَة




CHRYSLIS

شَرْنَقَة


شَرْنَقَة شَرْنَقَة

يَرَقَة يَرَقَة



BUTTERFLY

فَرَاشَة





فَرَاشَة فَرَاشَة

يَرَقَة يَرَقَة

NAME


BUTTERFLY LIFE CYCLE



EGG
بَيْضَة

بيضة بيضة

.....
.....
.....

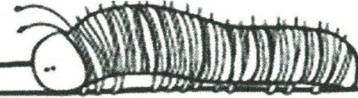


CATERPILLAR

يَرَقَة

يرقة يرقة

.....
.....



BUTTERFLY



فَرَاشَة

فراشة فراشة

.....
.....
.....




CHRYSALIS

شَرْنَقَة

شرنقة شرنقة

.....
.....
.....



NAME