



# 皮影戏与中文教学

CHINESE LANGUAGE TEACHING AND THE LIGHT

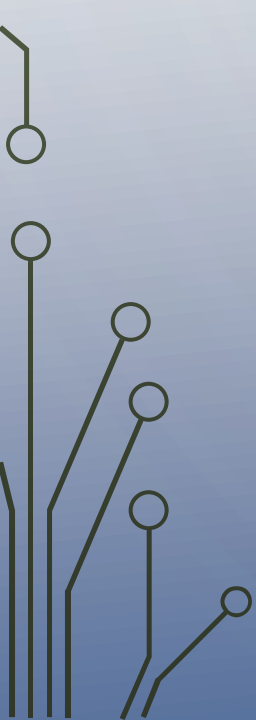
&

SHADOW PUPPET SHOW

Presenter – Elizabeth Wang (Hurstville Public School)



# AGENDA

- 结合皮影戏的中文教学
  - 个案讲解
  - 分组讨论
  - 小组分享
  - 总结
- 



# 趣味中文教学

Make learning  
practical  
实用

Make learning fun  
有趣

To engage  
students  
具有吸引力

Meet the needs of  
diverse learners  
针对不同的需求

# 怎样让中文教学更有趣？



Add your ideas to  
the chat box.



## 结合皮影戏 的中文教学

提高学生学习的兴趣

提高学生的综合能力

让学生了解中国传统文化

深度学习




# STAGES OF TEACHING 教学阶段

- Introduction 引入
- Building knowledge 知识积累
- Authentic learning experience 学习过程
- Refinement 精益求精
- Learning to learn 掌握学习方式

# INTRODUCTION

- 好奇心
- 趣味性



# MODELLING / EXPECTATION 要求明确

- 对皮影戏的了解

<https://www.youtube.com/watch?v=6C6m3aKjzLk>

- 简易皮影制作

[http://www.360doc.com/content/17/0526/21/1204156\\_657559501.shtml](http://www.360doc.com/content/17/0526/21/1204156_657559501.shtml)

<https://www.fangfaku.net/e870183/>





# BUILDING KNOWLEDGE 知识累积


字

词

句

- 模仿
- 对话练习
- 游戏
  - 传话
  - 记忆游戏
  - 字谜
  - 接龙造句

# TRIAL AND ERROR 反复尝试





# SELF REFLECTION 反馈

- At the end of each session  
每节课结束时自我反馈。
- At the end of the project  
单元结束时自我反馈和相互  
反馈。

Year 6 Light and Shadow Puppet Show

chéngyuán

成员 \_\_\_\_\_

## Self-reflection

At the end of each lesson, you are to reflect on what you have contributed to this session of the collaborative work.

Your name \_\_\_\_\_

Date	Contribution

# EXAMPLES

## 学生的自我反馈

Students who are able to reflect on their work with details

Date	Contribution
10/9/19	This session, Emily, Shangai and I worked on finishing off the script. ✓
12/9/19	Today, I finished the script and let other copy it down. I also did some drawing on the laminated sheet. ✓
17/9/19	I drew one character and add stands/holders? to all the final characters ✓
19/9/19	Today, I finished off the stands for the characters and helped prepare for puppet show. Another thing is that I kept everyone to start practicing but no listened... ✓
24/9/19 & 26/9/19	In these 2 sessions, we filmed and e the entire film. I voiced "年" & his close edit. ✓
29/10/2019	Today, we recial the narrating with and completely finished editing o I sent the movie to everyone in a ✓

your name \_\_\_\_\_

Date	Contribution
10/9/19	Today, I wrote and worked more on the script. I also wrote down the <del>scrips</del> roles of everyone as I was confused. ✓
12/9/19	We decided to change our script's location from our books to a word document. I wrote a lot more and this should hopefully be one of the last times we work on the script. ✓
17/9/19	We have finished our script and printed it out. we are 90% finished, we just need to attach strings to our puppets and cut the shoe box. ✓
19/9/19	We have made the cardboard stage and I have tested it. I have also checked on the script and corrected it. ✓
26/9/19	We have started filming and we're are about 30% done with filming. <del>From</del> Aoran will be editing and the rest of us are moving the puppets. We will then do a voiceover ✓
4/10/19	We are preparing to film and we should film successfully. great! w ✓

# LEARNING TO LEARN 学习能力

- 认识到自己的长处和短处 Identified learning strengths and weaknesses
- 提高解决问题的能力 Improved problem solving skills
- 提高沟通能力 Improved communication skill
- 提高合作能力 Improved collaboration skill
- 成为一个更好的学习者 Become a better learner

<http://openlanguage.org.au/>

# SCENARIO 个案分析

学校要组织一个教育周的庆祝活动。每个班要制作一个简短的视频，并需结合中国元素。视频主题：

主题一：我的家 My Family

主题二：旅游 Travelling

主题三：自选主题 Own Choice

<http://openlanguage.org.au/>

# 讨论内容

- 我选的主题 – 春节
- 教学对象 – 小学六年级中国背景学生
- 教学时间 – 20 小时
- 教学内容 – 中国人过年的习俗
- 通过什么方式教这个单元 – 制作皮影戏
- 我选用的资源 – language portal <http://openlanguage.org.au/>

讨论时间为25分钟。讨论结束时，每个组请一个代表和大家一起分享 (约两分钟)



# BREAKOUT ROOMS 分组讨论



# IDEAS SHARING 信息分享



QUESTIONS 问答时间

